



Capital City Nissan Of Topeka



Automobile Status Report

Prepared For



INVENTORY: 9421P

2022 Nissan MURANO

Date April 01, 2024

VIN 5N1AZ2BJ2NC119441

Mileage 49110

RO# 6074547



Service Advisor

Bailey Boswell

bailey.topekanissan@gmail.com

7852676700



Capital City Nissan Of Topeka

1980 Sw Topeka Blvd

Topeka, KS 66612

Capital City Nissan Of Topeka Service Commitment

Excellence at every turn... and every straightaway

Our dealership's primary goal is to satisfy every customer at every opportunity. You visit our service department regularly, and we have developed a number of ways to make your visit more comfortable and informative. We know that you want straight answers, and that's the only way we will deliver it to you.

We understand that your knowledge of your vehicle and its necessary repairs is probably not on par with the understanding that your technician has. In order to be sure that his findings and reporting is as clear and concise as possible, we use this Vehicle Information Booklet as a tool to help us communicate your vehicle's condition to you.

Our technicians are the most qualified to work on your vehicle. They have trained extensively, and partake in continuing education regularly to be sure that they are up to date on any changes and improvements handed down from the manufacturer. Our service advisors strive to make your experience with us a pleasant one. They are here to attend to your automotive needs as well as communicate effectively between your technician and you.

Please make yourself comfortable in our waiting area. Watch some TV, use your laptop with our free WI-FI access or just relax and enjoy the quiet. Our courtesy shuttle can take you shopping, to a movie or home if you prefer.

We appreciate your business and will continue to strive for excellence in everything we do for you.

Multi-Point Inspection Checklist

RO# 6074547

Customer Name INVENTORY: 9421P

Advisor Name Bailey Boswell

Technician Name ryan turvey

Created on 3/27/2024 12:43 PM

Printed on 4/1/2024

Did your Service Advisor review the results of this multi-point inspection checklist with you?

Checked and OK at this time May Require Future Attention Requires immediate attention

Dealer/Vehicle Information

- | | | | |
|-------------------------------------|--------------------------|--------------------------|-----------------|
| <input checked="" type="checkbox"/> | <input type="checkbox"/> | <input type="checkbox"/> | VIN: |
| <input checked="" type="checkbox"/> | <input type="checkbox"/> | <input type="checkbox"/> | Dealer Name: |
| <input checked="" type="checkbox"/> | <input type="checkbox"/> | <input type="checkbox"/> | Stock Number: |
| <input checked="" type="checkbox"/> | <input type="checkbox"/> | <input type="checkbox"/> | Model: |
| <input checked="" type="checkbox"/> | <input type="checkbox"/> | <input type="checkbox"/> | Exterior Color: |
| <input checked="" type="checkbox"/> | <input type="checkbox"/> | <input type="checkbox"/> | Year: |
| <input checked="" type="checkbox"/> | <input type="checkbox"/> | <input type="checkbox"/> | Date Inspected: |
| <input checked="" type="checkbox"/> | <input type="checkbox"/> | <input type="checkbox"/> | Mileage |
| <input checked="" type="checkbox"/> | <input type="checkbox"/> | <input type="checkbox"/> | WO#: |

VIN/TSBs/RECALLS/DTCs/MAINTENANCE

- | | | | |
|-------------------------------------|--------------------------|--------------------------|--|
| <input checked="" type="checkbox"/> | <input type="checkbox"/> | <input type="checkbox"/> | 1. VIN Matches Other VINs on Vehicle and Paperwork/Proper Attachment (Original/No Alterations) |
| <input checked="" type="checkbox"/> | <input type="checkbox"/> | <input type="checkbox"/> | 2. Vehicle has Required State Decals (Emission, Inspection, Etc.) |
| <input checked="" type="checkbox"/> | <input type="checkbox"/> | <input type="checkbox"/> | 3. All OEM Service Campaigns and Recalls have been Performed |
| <input checked="" type="checkbox"/> | <input type="checkbox"/> | <input type="checkbox"/> | 4. Check, Document, Repair and Retest Any Diagnostic Trouble Codes |
| <input checked="" type="checkbox"/> | <input type="checkbox"/> | <input type="checkbox"/> | 5. Oil Change/Scheduled Maintenance Performed |

CONSULT III PLUS

- | | | | |
|-------------------------------------|--------------------------|--------------------------|---|
| <input checked="" type="checkbox"/> | <input type="checkbox"/> | <input type="checkbox"/> | 6. Check for All DTC Sub-systems Inspection |
| <input checked="" type="checkbox"/> | <input type="checkbox"/> | <input type="checkbox"/> | 7. Perform Applicable Software Updates |
| <input checked="" type="checkbox"/> | <input type="checkbox"/> | <input type="checkbox"/> | 8. Perform Idle Air Volume Learn (IAVL) (If Required) |

POWERTRAIN/CHASSIS - Engine Mechanical Condition

- | | | | |
|-------------------------------------|--------------------------|--------------------------|--|
| <input checked="" type="checkbox"/> | <input type="checkbox"/> | <input type="checkbox"/> | 9. Fluid Leakages (Record Where and What is Leaking) |
| <input checked="" type="checkbox"/> | <input type="checkbox"/> | <input type="checkbox"/> | 10. Oil in Air Cleaner (Can Indicate Excessive Blow-by or Faulty PCV System) |
| <input checked="" type="checkbox"/> | <input type="checkbox"/> | <input type="checkbox"/> | 11. Water in Oil (Check Underside of Oil Filler Cap) |
| <input checked="" type="checkbox"/> | <input type="checkbox"/> | <input type="checkbox"/> | 12. Engine Oil (Condition/Level) |
| <input type="checkbox"/> | <input type="checkbox"/> | <input type="checkbox"/> | 13. Timing Belt Replaced per OEM Maintenance Schedule N/A |
| <input checked="" type="checkbox"/> | <input type="checkbox"/> | <input type="checkbox"/> | 14. Cylinder Power Balance - Run Diagnostics Address Error Codes (If Applicable) |
| <input checked="" type="checkbox"/> | <input type="checkbox"/> | <input type="checkbox"/> | 15. Fluids (Condition/Levels) |
| <input checked="" type="checkbox"/> | <input type="checkbox"/> | <input type="checkbox"/> | 16. Vacuum Hoses (Condition) |
| <input checked="" type="checkbox"/> | <input type="checkbox"/> | <input type="checkbox"/> | 17. Engine Mounts (Condition) |




POWERTRAIN/CHASSIS - Cooling System




- | | | | |
|-------------------------------------|--------------------------|--------------------------|--|
| <input checked="" type="checkbox"/> | <input type="checkbox"/> | <input type="checkbox"/> | 18. Hoses (Condition) |
| <input checked="" type="checkbox"/> | <input type="checkbox"/> | <input type="checkbox"/> | 19. Coolant (Condition/Level/Leaks/Freeze Point/Voltage/Corrosion) |
| <input checked="" type="checkbox"/> | <input type="checkbox"/> | <input type="checkbox"/> | 20. Radiator (Condition/Tube/Fins) Pressure Test Cap/System |
| <input checked="" type="checkbox"/> | <input type="checkbox"/> | <input type="checkbox"/> | 21. Cooling Fan/Fan Clutch/Fan Motor (Condition/Operation/Auxiliary Fan Operation) |
| <input checked="" type="checkbox"/> | <input type="checkbox"/> | <input type="checkbox"/> | 22. Water Pump (Noise/Leaks) |

   23. Recovery Tank (Condition/Fluid Level/Sensor Operation)




   24. Belts (Condition/Cracks/Glazed/Frayed/Adjustment)




POWERTRAIN/CHASSIS - Fuel System

   25. Fuel Pump Noise/External Fuel Pump Leakage




   26. Fuel Lines/Hoses (Condition/Check for Signs of Leakage)

   27. Fuel Filter (Condition/Replace per Maintenance Schedule)

   28. Air Filter (Condition/Replace per Maintenance Schedule) **Adjust/Repair**




   29. Check Injection Pump Timing (Diesel) **N/A**



   30. Perform Boost Pressure Test (Turbo Diesel) **N/A**

   31. Check Vacuum Pump Operation (Diesel) **N/A**

POWERTRAIN/CHASSIS - Electrical System

   32. Remote Keyless Entry Fob (Operation/Battery Condition)




   33. Wiring (Condition)

   34. Starter Operation (Draw/Amperage)




   35. Alternator Charging (Voltage and Amperage Output) Record Regulated/Maximum



   36. Ignition System Operation


   37. Battery Condition: (Fluid/Level/Corrosion/Voltage/Load Test) Record Readings (Required Nissan Battery Tester)

   38. Check Pre-Glow System (Amperage Draw-Diesel)



POWERTRAIN/CHASSIS - Transmission/Differential/Transaxle/Transfer Case




   39. Transmission System (Condition/Operation)




   40. Automatic Transmission/Transaxle Fluids (Condition/Level/Leaks/Fill or Change Oil and Filters)




   41. Manual Transmission/Drive Axle/Transfer Case Fluids (Condition/Level/Leaks/Fill or Change Oil) **N/A**

   42. Transmission Mounts (Condition/Cracked/Oil Soaked/Broken/Replace Worn Mounts)

   43. Transfer Case (Operation) **N/A**

   44. Universal Joints/CV Joints/Boots (Condition)




   45. Differential/Drive Axles (Condition/Leaks/Damage)




   46. Clutch (Operation/Fluid Level) **N/A**

POWERTRAIN/CHASSIS - Hybrid System




   47. Inverter Coolant (Level/Condition/Concentration) **N/A**




   48. Hybrid Battery (Charge Level) **N/A**

   49. 12-V Auxiliary Battery (Correct Application) **N/A**




   50. Inspect Integrity of Protective Shields for High Voltage Harness Under Vehicle from HV Battery to Engine Compartment **N/A**

   51. Hybrid Electronic Control Unit (Run Diagnostic) **N/A**

   52. Multi-Information Display (Operation) **N/A**

   53. Diagnostic Scan (Check for Codes and Software Updates) **N/A**

POWERTRAIN/CHASSIS - Suspension/Steering


   54. Tires (Check for Uneven Wear)

   55. Steering Suspension (Fluid/Condition/Level of Fluid)

   56. Steering Gear and Linkage (Condition/Leaks/Boots)

   57. Power Steering Pump and Hoses (Leaks/Noise/Operation)

   58. Suspension System/Control Arms/Ball Joints/Bushings (Condition)

   59. Tie Rods and Idler Arm (Condition)

- 60. Sway Bars/Links/Bushings (Condition)
- 61. Springs (Condition/Ride Height)
- 62. Struts/Shocks (Leakage)

POWERTRAIN/CHASSIS - Brakes/Exhaust System

- 63. Brakes/Calipers/Lines Operate Properly with No Signs of Damage
- 64. Brake Fluid (Level/Condition Top Off as Necessary)
- 65. LF 7
- RF 7
- RR 6
- LR 6
- 66. Rotors/Drums (Condition/Operation)
- 67. Brake System Lines/Hydraulics/Hoses/Fittings (Condition/Wear/Leaks)
- 68. Parking Brake (Operation/Adjustment/Condition)
- 69. Master Cylinder and Booster (Operational/Leaks)
- 70. Entire Exhaust System (Condition/Leaks/Damage/Noise)
- 71. Catalytic Converter and Shielding Condition
- 72. Perform Emission Control Tests and record Readings

BODY FRAME - Unibody/Frame

- 73. Visually inspect for Repairs, Damage, Abnormal Tire Wear. Note: Overall Vehicle Inspection Should Take Place at This Point for Rust and Damage Due to Some Natural Disaster. Look Under Carpet in Trunk, Interior and Under Dash For Flood Damage.

BODY FRAME - Doors/Hood/Trunk/Tailgate Operation

- 74. Release Mechanisms Manual/Automatic, Hinges, Alignment and Proper Attaching Devices (Bolts and Over-spray Indications of Damage Repairs/Proper Operation and Closing)

ROAD TEST

- 75. Starting Cold/Hot
- 76. Engine Idle Quality
- 77. Engine Performance/Smooth Acceleration
- 78. Engine Noise (Cold/Hot and High/Low Speeds)
- 79. Transmission/Transaxle Noise (Cold/Hot)
- 80. Automatic Transmission Shift Points/Slippage (Operational/Smooth/Proper Shift/Points/Check at All Shift Points - Overdrive Control Switch and Indicator Light)
- 81. Shift Interlock (Operation)
- 82. Drive Axle and Transfer Case BEarings or Gear Nois/Vibration (Adjust or Replace)
- 83. Manual Transmission (Gear Change/Operation/No Grinding) **N/A**
- 84. Clutch Operation (Smooth Engagement/Slippage/Chatter) **N/A**
- 85. Steering/Rack and Pinion/Steering Linkage Performance (Steering Wheel Free Play/Center)
- 86. Brakes/ABS (Effectiveness/Operation/Noise/No Pulling or Pulsating) Note: ABS may pulsate under hard braking
- 87. Cruise Control Operation (Including Resume)
- 88. Intelligent Cruise Control (Operation)
- 89. Gauge/Speedometer/Techometer/Odometer/Oil (Operation)
- 90. Body/Suspension (Performance/Noise/Rough Road Test)
- 91. Tire Pressure Monitoring System (Operational/Indicator Light)

INTERIOR - Heating/Ventilation/AC/Defogger/Defrost

- 92. Air Conditioning System (Cold/Condition/Operation)
- 93. Heating System (Hot/Condition/Operation)
- 94. Defogger/Defrost (Operation)
- 95. Air Cabin Filter (Condition: Change per Maintenance Schedule) **Adjust/Repair**

INTERIOR - Window/Door Lock Operation

- 96. Door Locks/Controls (Manual/Automatic Operation)
- 97. Child Safety Locks (Operation)
- 98. Windows/Controls (Manual/Automatic Operation, Locks)

INTERIOR - Air Bags/Seat Belts

- 99. Seat Belts (Condition/Operation)
- 100. Air Bags (Exterior Condition/Intact/No Codes/Dash Light Operation) Note: When inspecting the Air Bag System, look carefully at the Steering Wheel for abnormal wear (could indicate vehicle has been repaired and a used Steering Wheel and Air Bag have b

INTERIOR - Audio/Alarm/Navigation Systems

- 101. Audio System - Radio, Cassette, CD, Speaker (Condition/Operation)
- 102. Antenna (Condition/Operation)
- 103. Alarm/Theft Deterrent System (Condition/Operation)
- 104. Navigation System (Operation)

INTERIOR - Interior Amenities

- 105. Clock (Condition/Operation)
- 106. Horn (Condition/Operation)
- 107. Lighter/Power Outlet(s) (Condition/Operation)
- 108. Ashtray/Storage (Condition/Operation)
- 109. Glove Compartment/Glove Compartment Light/Center Armrest/Console (Condition/Operation)
- 110. Tilt/Telescopic Steering Wheel (Operation)
- 111. Steering Wheel Lock (Operation)
- 112. Mirrors/Rear View (Condition/Operation)
- 113. Instrument Panel/Lights and Warning Lights (Condition/Operation/Bulb Check)
- 114. Warning Chimes (Operation)
- 115. Interior Courtesy/Dome/Map Lights (Operation)
- 116. Fuel Filler Door Release (Operation)
- 117. Interior Door Handle (Operation)
- 118. First-aid Kit: Check contents/update contents or replace complete Kit **N/A**

INTERIOR - Interior Trim/Carpet/Floor Mats

- 119. Carpet (Condition/Appearance)
- 120. Floor Mats (Condition/Appearance)
- 121. Door Trim/Panels/Dashboard/Package Shelf
- 122. Headliner (Condition/Appearance)
- 123. Sun Visors (Condition/Appearance Vanity Mirror and Light)

INTERIOR - Luggage Compartment/Trunk/Truck Bed

- 124. Luggage Compartment Mat/Trim/Carpet/Cargo Net (Condition)
- 125. Luggage Compartment Light (Operation)
- 126. Jack/Tools (Condition)

127. Emergency Trunk Release (Operation)

INTERIOR - Seats

128. Seat Upholstery (Condition/Worn/Ripped/Cracked/Faded)

129. Seat/Headrest Adjustments (Manual/Automatic Operation)

130. Heated/Cooled Seats (Operation)

INTERIOR - Sunroof/Moonroof/Convertible Top

131. Sunroof/Moonroof (Condition/Operation) N/A

132. Convertible Top (Condition/Operation/Rear Window and Zipper Operation) N/A

BODY EXTERIOR - Body Panels/Bumpers/Fascias

133. Inspect for Damage, Dings, Dents, Alignment, Mismatched Paint and Overall Paint Condition (Clear Coat)

134. Inspect Bumpers for Damage, Alignment and Improper Repairs

135. Bedliner (Condition)

BODY EXTERIOR - Grill/Trim/Molding/Roof Rack/Etc.

136. Condition: Bent, Dings, Parts Missing and Proper Attachment

BODY EXTERIOR - Glass/Mirror/Wiper and Washer Condition

137. Windshield (Damaged, Pitted, Repaired, Wiper Marks, Cracked)

138. Side/Rear Windows (Damaged, Pitted, Repaired)

139. Mirrors (Condition of Mirror, Hinge, Operation)

140. Wipers (Condition of Mechanism/Blade)

141. Wipers (Operation/Speeds/Delay)

142. Washer (Fluid Level/Spray Pattern)

BODY EXTERIOR - Exterior Lights

143. Headlights, High Beams, (Alignment/Condition/Auto-Function/Operation)

144. Taillights (Lens Condition/Operation)

145. Brake Lights/High Mount Brake Light (Lens Condition/Operation)

146. Parking Lights (Lens Condition/Operation)

147. Hazard Lights (Lens Condition/Operation)

148. Reverse Lights (Lens Condition/Operation)

149. Turn Signal/Side Marker Lights (Lens Condition/Operation)

150. License Plate Lights (Lens Condition/Operation)

151. Fog/Driving Lights (Lens Condition/Operation)

BODY EXTERIOR - Tires & Wheels

152. OEM Size and Speed Rating (2WD/4WD Same Brand per Axle) (AWD Same Brand All Four Tires)

153. LF 6

RF 6

RR 7

LR 7

154. Condition/Abnormal Wear (Sidewalls/Vibration/Alignment Problems)

155. Pressure (Record Reading for Each Tire)

156. Alignment (Refer to #54, #73, and #85) If Problem Noted Alignment Should be Checked

157. Spare Tire (Condition/Tread/Pressure)

158. Wheels (Condition/Visual Runout/Curb Damage/Finish)

ADDITIONAL DETAIL ITEMS

- 159. Minimum Two Keys or Keyless Remotes
- 160. Exterior is Clean and Free of Swirl Marks and Removable Scratches
- 161. Body is Free of all Dents and Reasonably Free of Dings
- 162. Bumpers and Fascia Free of Gouges and Mismatched Paint
- 163. Wheels/Wheel Covers and Tires are Clean and Properly Dressed
- 164. Engine Compartment is Clean and Properly Dressed
- 165. Interior is Free of Debris/Odor, Clean and Properly Dressed
- 166. Seats, Carpets, Headliner and Floor Mats (If Equipped) are Free of Stains
- 167. Interior Surfaces are Free of Holes, Tears, Fading, or Excessive Wear
- 168. Oil Sticker, Green Valve Stem Caps and All Maintenance Lights Reset

Technician

Date

Service Manager

Date

Used Car Manager

Date

Customer

Date

Additional Service Recommendations

In the process of inspecting your vehicle for safety and reliability, your technician **ryan T** made the following observations and recommends that you do the necessary repairs to resolve these issues.

■ Red: requires immediate attention.

■ Yellow: in need of attention soon.

Cabin Filter & In-Cabin Micro Filter

Item Description

Your Cabin Filter and In-Cabin Micro Filter should be inspected at each service and replaced every other oil change or after 12 months.

Your cabin and in-cabin micro filter may need replacement if:

- Your heating and cooling system has reduced airflow or there are bad odors or a musty smell
- There are visible signs of dirt, dust or other pollutants

Reason

The cabin filter / in-cabin microfilter function like your furnace filter at home. They clean the air by trapping pollen, bacteria, dust and exhaust gases that may find their way into a vehicle's HVAC system. Dirty filters reduce your heating and cooling efficiency




Engine Air Filter Replacement

Item Description

The air filter prevents dirt and debris from entering the engine, which could otherwise cause premature engine wear.

Reason

If not replaced, poor gas mileage and premature engine wear will result.



Air Filter

Tire Balance and Rotate: THE STEERING WHEEL SHIMMYS AT

HIGHWAY SPEEDS. RECOMMEND ROTATE AND BALANCE.

Item Description

Balancing the vehicles tires are necessary to make sure the proper weight of the vehicle is distributed to the proper tire. Tire rotation helps protect tires against uneven wear by moving the tire location on the vehicle. Most tires will exhibit some form of wear based on numerous factors including: wheel alignment, miles driven, driving style and habits, and tire location on the vehicle. By moving or "rotating" the tires as recommended by the vehicle manufacturer, tires may wear more evenly; helping extend the life of the tires.

Reason

If not properly balanced, a vehicle's tires can experience abnormal wear which can significantly decrease the life of the tire. If not done, you will experience vibration in the steering wheel at certain highway speeds. Also, vibration will occur in the seat or floorboard at certain highway speeds. Tire wear will become scalloped or cupped.



Brake Rotor Resurface - Front: THE STEERING WHEEL SHAKES WHEN BRAKING AT HIGHWAY SPEEDS.

Item Description

Brake rotors are the parts within the wheels of an automobile which brake pads squeeze in order to slow the rotation of the wheel and bring the vehicle to a stop.

Reason

Resurfacing brake rotors means that damaged material is removed. There is a maximum amount of damaged material that can be removed before the brake rotors are deemed not serviceable and must be replaced. Brake rotors removed from the vehicle are remachined on a lathe. Brake rotors which are in poor condition can cause undue wear to brake pads and calipers.



Brake Rotor

Gravel Shield: THE LOWER ENGINE SHIELD HAS BEEN CUT TO ACCESS FOR OIL CHANGES.

Item Description

A gravel shield is an addition to a bumper that protects the vehicle's exterior from debris, such as gravel, that can be projected at the vehicle when driving at higher speeds.

Reason

If not repaired, the vehicle's exterior becomes vulnerable to debris that can be projected when driving at higher speeds.



Splash Guard: THE PASSENGER SIDE ENGINE SHIELD IS MISSING THAT COVERS THE PULLEYS.

Item Description

A vehicle's splash guard can be located below the engine bay and inside each wheel well. The splash guards are designed to protect the engine and the body of the vehicle from water, stones, mud etc. thrown up by the wheels.

Reason

If not replaced, damaged splash guards can lead to engine and electrical malfunctioning including body damage.



Tire Repair: FOUND A BOLT IN ONE OF THE TIRES DURING THE ROTATE AND BALANCE.

Item Description

This is work necessary to fix a damaged or flat tire.

Reason

If not repaired, a damaged or flat tire will not ride properly due to deflation, puncture or other damage. This can prevent the vehicle from riding properly and comfortably.



Completed Repairs

PREPARED FOR
INVENTORY: 9421P

Service Advisor
Bailey Boswell (764)
bailey.topekanissan@gmail.com

Date 04/01/2024 07:47 AM
2022 NISSAN MURANO
VIN 5N1AZ2BJ2NC119441
Mileage 49,110
RO# 6074547

Service Name	Price
Cabin Filter & In-Cabin Micro Filter (I)	\$42.49
Engine Air Filter Replacement (I)	\$28.99
Tire Balance and Rotate: THE STEERING WHEEL SHIMMYS AT HIGHWAY SPEEDS. RECOMMEND ROTATE AND BALANCE. (I)	\$49.95
Brake Rotor Resurface - Front: THE STEERING WHEEL SHAKES WHEN BRAKING AT HIGHWAY SPEEDS. (I)	\$217.80
Gravel Shield: THE LOWER ENGINE SHIELD HAS BEEN CUT TO ACCESS FOR OIL CHANGES. (I)	\$206.54
Splash Guard: THE PASSENGER SIDE ENGINE SHIELD IS MISSING THAT COVERS THE PULLEYS. (I)	\$193.04
Tire Repair: FOUND A BOLT IN ONE OF THE TIRES DURING THE ROTATE AND BALANCE. (I)	\$16.95
Printed on April 01, 2024	
Quote expires on May 01, 2024	

Subtotal	\$755.76
Shop Charges	\$25.00
Tax	\$73.00
Total	\$853.76



Capital City Nissan Of Topeka
1980 Sw Topeka Blvd
Topeka, KS 66612

(785)267-6700