



Capital City Nissan Of Topeka



Automobile Status Report

Prepared For



INVENTORY: 9407P

2020 Nissan ROGUE SPORT

Date March 25, 2024

VIN JN1BJ1CV8LW250724

Mileage 50775

RO# 6074212



Service Advisor

KYLE MCELWEE

kylemc.nissan@gmail.com

7852676700



Capital City Nissan Of Topeka

1980 Sw Topeka Blvd

Topeka, KS 66612

Capital City Nissan Of Topeka Service Commitment

Excellence at every turn... and every straightaway

Our dealership's primary goal is to satisfy every customer at every opportunity. You visit our service department regularly, and we have developed a number of ways to make your visit more comfortable and informative. We know that you want straight answers, and that's the only way we will deliver it to you.

We understand that your knowledge of your vehicle and its necessary repairs is probably not on par with the understanding that your technician has. In order to be sure that his findings and reporting is as clear and concise as possible, we use this Vehicle Information Booklet as a tool to help us communicate your vehicle's condition to you.

Our technicians are the most qualified to work on your vehicle. They have trained extensively, and partake in continuing education regularly to be sure that they are up to date on any changes and improvements handed down from the manufacturer. Our service advisors strive to make your experience with us a pleasant one. They are here to attend to your automotive needs as well as communicate effectively between your technician and you.

Please make yourself comfortable in our waiting area. Watch some TV, use your laptop with our free WI-FI access or just relax and enjoy the quiet. Our courtesy shuttle can take you shopping, to a movie or home if you prefer.

We appreciate your business and will continue to strive for excellence in everything we do for you.

Multi-Point Inspection Checklist

RO# 6074212

Customer Name INVENTORY: 9407P

Advisor Name KYLE MCELWEE

Technician Name Scott Dixon

Created on 3/15/2024 12:23 PM

Printed on 3/25/2024

Did your Service Advisor review the results of this multi-point inspection checklist with you?

- Checked and OK at this time May Require Future Attention Requires immediate attention

Dealer/Vehicle Information

- VIN:
 Dealer Name:
 Stock Number:
 Model:
 Exterior Color:
 Year:
 Date Inspected:
 Mileage
 WO#:

VIN/TSBs/RECALLS/DTCs/MAINTENANCE

1. VIN Matches Other VINs on Vehicle and Paperwork/Proper Attachment (Original/No Alterations)
 2. Vehicle has Required State Decals (Emission, Inspection, Etc.)
 3. All OEM Service Campaigns and Recalls have been Performed
 4. Check, Document, Repair and Retest Any Diagnostic Trouble Codes
 5. Oil Change/Scheduled Maintenance Performed

CONSULT III PLUS

6. Check for All DTC Sub-systems Inspection
 7. Perform Applicable Software Updates
 8. Perform Idle Air Volume Learn (IAVL) (If Required)


POWERTRAIN/CHASSIS - Engine Mechanical Condition

9. Fluid Leakages (Record Where and What is Leaking)
 10. Oil in Air Cleaner (Can Indicate Excessive Blow-by or Faulty PCV System)
 11. Water in Oil (Check Underside of Oil Filler Cap)
 12. Engine Oil (Condition/Level)
 13. Timing Belt Replaced per OEM Maintenance Schedule
 14. Cylinder Power Balance - Run Diagnostics Address Error Codes (If Applicable)
 15. Fluids (Condition/Levels)
 16. Vacuum Hoses (Condition)
 17. Engine Mounts (Condition)




POWERTRAIN/CHASSIS - Cooling System




18. Hoses (Condition)
 19. Coolant (Condition/Level/Leaks/Freeze Point/Voltage/Corrosion)
 20. Radiator (Condition/Tube/Fins) Pressure Test Cap/System
 21. Cooling Fan/Fan Clutch/Fan Motor (Condition/Operation/Auxiliary Fan Operation)
 22. Water Pump (Noise/Leaks)

   23. Recovery Tank (Condition/Fluid Level/Sensor Operation)

   24. Belts (Condition/Cracks/Glazed/Frayed/Adjustment)

POWERTRAIN/CHASSIS - Fuel System



   25. Fuel Pump Noise/External Fuel Pump Leakage




   26. Fuel Lines/Hoses (Condition/Check for Signs of Leakage)

   27. Fuel Filter (Condition/Replace per Maintenance Schedule)

   28. Air Filter (Condition/Replace per Maintenance Schedule)




   29. Check Injection Pump Timing (Diesel)




   30. Perform Boost Pressure Test (Turbo Diesel)

   31. Check Vacuum Pump Operation (Diesel)



POWERTRAIN/CHASSIS - Electrical System

   32. Remote Keyless Entry Fob (Operation/Battery Condition)




   33. Wiring (Condition)

   34. Starter Operation (Draw/Amperage)




   35. Alternator Charging (Voltage and Amperage Output) Record Regulated/Maximum




   36. Ignition System Operation

   37. Battery Condition: (Fluid/Level/Corrosion/Voltage/Load Test) Record Readings (Required Nissan Battery Tester)

   38. Check Pre-Glow System (Amperage Draw-Diesel)




POWERTRAIN/CHASSIS - Transmission/Differential/Transaxle/Transfer Case

   39. Transmission System (Condition/Operation)



   40. Automatic Transmission/Transaxle Fluids (Condition/Level/Leaks/Fill or Change Oil and Filters)



   41. Manual Transmission/Drive Axle/Transfer Case Fluids (Condition/Level/Leaks/Fill or Change Oil)

   42. Transmission Mounts (Condition/Cracked/Oil Soaked/Broken/Replace Worn Mounts)




   43. Transfer Case (Operation)

   44. Universal Joints/CV Joints/Boots (Condition)

   45. Differential/Drive Axles (Condition/Leaks/Damage)




   46. Clutch (Operation/Fluid Level)

POWERTRAIN/CHASSIS - Hybrid System

   47. Inverter Coolant (Level/Condition/Concentration)

   48. Hybrid Battery (Charge Level)

   49. 12-V Auxiliary Battery (Correct Application)




   50. Inspect Integrity of Protective Shields for High Voltage Harness Under Vehicle from HV Battery to Engine Compartment

   51. Hybrid Electronic Control Unit (Run Diagnostic)

   52. Multi-Information Display (Operation)




   53. Diagnostic Scan (Check for Codes and Software Updates)

POWERTRAIN/CHASSIS - Suspension/Steering




   54. Tires (Check for Uneven Wear)

   55. Steering Suspension (Fluid/Condition/Level of Fluid)

   56. Steering Gear and Linkage (Condition/Leaks/Boots)

   57. Power Steering Pump and Hoses (Leaks/Noise/Operation)

   58. Suspension System/Control Arms/Ball Joints/Bushings (Condition)

   59. Tie Rods and Idler Arm (Condition)

- 60. Sway Bars/Links/Bushings (Condition)
- 61. Springs (Condition/Ride Height)
- 62. Struts/Shocks (Leakage)

POWERTRAIN/CHASSIS - Brakes/Exhaust System

- 63. Brakes/Calipers/Lines Operate Properly with No Signs of Damage
- 64. Brake Fluid (Level/Condition Top Off as Necessary)
- 65. LF 10
- RF 10
- RR 6
- LR 6
- 66. Rotors/Drums (Condition/Operation)
- 67. Brake System Lines/Hydraulics/Hoses/Fittings (Condition/Wear/Leaks)
- 68. Parking Brake (Operation/Adjustment/Condition)
- 69. Master Cylinder and Booster (Operational/Leaks)
- 70. Entire Exhaust System (Condition/Leaks/Damage/Noise)
- 71. Catalytic Converter and Shielding Condition
- 72. Perform Emission Control Tests and record Readings

BODY FRAME - Unibody/Frame

- 73. Visually inspect for Repairs, Damage, Abnormal Tire Wear. Note: Overall Vehicle Inspection Should Take Place at This Point for Rust and Damage Due to Some Natural Disaster. Look Under Carpet in Trunk, Interior and Under Dash For Flood Damage.

BODY FRAME - Doors/Hood/Trunk/Tailgate Operation

- 74. Release Mechanisms Manual/Automatic, Hinges, Alignment and Proper Attaching Devices (Bolts and Over-spray Indications of Damage Repairs/Proper Operation and Closing)

ROAD TEST

- 75. Starting Cold/Hot
- 76. Engine Idle Quality
- 77. Engine Performance/Smooth Acceleration
- 78. Engine Noise (Cold/Hot and High/Low Speeds)
- 79. Transmission/Transaxle Noise (Cold/Hot)
- 80. Automatic Transmission Shift Points/Slippage (Operational/Smooth/Proper Shift/Points/Check at All Shift Points - Overdrive Control Switch and Indicator Light)
- 81. Shift Interlock (Operation)
- 82. Drive Axle and Transfer Case BEarings or Gear Nois/Vibration (Adjust or Replace)
- 83. Manual Transmission (Gear Change/Operation/No Grinding)
- 84. Clutch Operation (Smooth Engagement/Slippage/Chatter)
- 85. Steering/Rack and Pinion/Steering Linkage Performance (Steering Wheel Free Play/Center)
- 86. Brakes/ABS (Effectiveness/Operation/Noise/No Pulling or Pulsating) Note: ABS may pulsate under hard braking
- 87. Cruise Control Operation (Including Resume)
- 88. Intelligent Cruise Control (Operation)
- 89. Gauge/Speedometer/Techometer/Odometer/Oil (Operation)
- 90. Body/Suspension (Performance/Noise/Rough Road Test)
- 91. Tire Pressure Monitoring System (Operational/Indicator Light)

INTERIOR - Heating/Ventilation/AC/Defogger/Defrost

- 92. Air Conditioning System (Cold/Condition/Operation)
- 93. Heating System (Hot/Condition/Operation)
- 94. Defogger/Defrost (Operation)
- 95. Air Cabin Filter (Condition: Change per Maintenance Schedule)

INTERIOR - Window/Door Lock Operation

- 96. Door Locks/Controls (Manual/Automatic Operation)
- 97. Child Safety Locks (Operation)
- 98. Windows/Controls (Manual/Automatic Operation, Locks)

INTERIOR - Air Bags/Seat Belts

- 99. Seat Belts (Condition/Operation)
- 100. Air Bags (Exterior Condition/Intact/No Codes/Dash Light Operation) Note: When inspecting the Air Bag System, look carefully at the Steering Wheel for abnormal wear (could indicate vehicle has been repaired and a used Steering Wheel and Air Bag have b

INTERIOR - Audio/Alarm/Navigation Systems

- 101. Audio System - Radio, Cassette, CD, Speaker (Condition/Operation)
- 102. Antenna (Condition/Operation)
- 103. Alarm/Theft Deterrent System (Condition/Operation)
- 104. Navigation System (Operation)

INTERIOR - Interior Amenities

- 105. Clock (Condition/Operation)
- 106. Horn (Condition/Operation)
- 107. Lighter/Power Outlet(s) (Condition/Operation)
- 108. Ashtray/Storage (Condition/Operation)
- 109. Glove Compartment/Glove Compartment Light/Center Armrest/Console (Condition/Operation)
- 110. Tilt/Telescopic Steering Wheel (Operation)
- 111. Steering Wheel Lock (Operation)
- 112. Mirrors/Rear View (Condition/Operation)
- 113. Instrument Panel/Lights and Warning Lights (Condition/Operation/Bulb Check)
- 114. Warning Chimes (Operation)
- 115. Interior Courtesy/Dome/Map Lights (Operation)
- 116. Fuel Filler Door Release (Operation)
- 117. Interior Door Handle (Operation)
- 118. First-aid Kit: Check contents/update contents or replace complete Kit

INTERIOR - Interior Trim/Carpet/Floor Mats

- 119. Carpet (Condition/Appearance)
- 120. Floor Mats (Condition/Appearance)
- 121. Door Trim/Panels/Dashboard/Package Shelf
- 122. Headliner (Condition/Appearance)
- 123. Sun Visors (Condition/Appearance Vanity Mirror and Light)

INTERIOR - Luggage Compartment/Trunk/Truck Bed

- 124. Luggage Compartment Mat/Trim/Carpet/Cargo Net (Condition)
- 125. Luggage Compartment Light (Operation)
- 126. Jack/Tools (Condition)

127. Emergency Trunk Release (Operation)

INTERIOR - Seats

128. Seat Upholstery (Condition/Worn/Ripped/Cracked/Faded)

129. Seat/Headrest Adjustments (Manual/Automatic Operation)

130. Heated/Cooled Seats (Operation)

INTERIOR - Sunroof/Moonroof/Convertible Top

131. Sunroof/Moonroof (Condition/Operation)

132. Convertible Top (Condition/Operation/Rear Window and Zipper Operation)

BODY EXTERIOR - Body Panels/Bumpers/Fascias

133. Inspect for Damage, Dings, Dents, Alignment, Mismatched Paint and Overall Paint Condition (Clear Coat)

134. Inspect Bumpers for Damage, Alignment and Improper Repairs

135. Bedliner (Condition)

BODY EXTERIOR - Grill/Trim/Molding/Roof Rack/Etc.

136. Condition: Bent, Dings, Parts Missing and Proper Attachment

BODY EXTERIOR - Glass/Mirror/Wiper and Washer Condition

137. Windshield (Damaged, Pitted, Repaired, Wiper Marks, Cracked)

138. Side/Rear Windows (Damaged, Pitted, Repaired)

139. Mirrors (Condition of Mirror, Hinge, Operation)

140. Wipers (Condition of Mechanism/Blade)

141. Wipers (Operation/Speeds/Delay)

142. Washer (Fluid Level/Spray Pattern)

BODY EXTERIOR - Exterior Lights

143. Headlights, High Beams, (Alignment/Condition/Auto-Function/Operation)

144. Taillights (Lens Condition/Operation)

145. Brake Lights/High Mount Brake Light (Lens Condition/Operation)

146. Parking Lights (Lens Condition/Operation)

147. Hazard Lights (Lens Condition/Operation)

148. Reverse Lights (Lens Condition/Operation)

149. Turn Signal/Side Marker Lights (Lens Condition/Operation)

150. License Plate Lights (Lens Condition/Operation)

151. Fog/Driving Lights (Lens Condition/Operation)

BODY EXTERIOR - Tires & Wheels

152. OEM Size and Speed Rating (2WD/4WD Same Brand per Axle) (AWD Same Brand All Four Tires)

153. LF 7

RF 6

RR 6

LR 7

154. Condition/Abnormal Wear (Sidewalls/Vibration/Alignment Problems)

155. Pressure (Record Reading for Each Tire)

156. Alignment (Refer to #54, #73, and #85) If Problem Noted Alignment Should be Checked

157. Spare Tire (Condition/Tread/Pressure)

158. Wheels (Condition/Visual Runout/Curb Damage/Finish)

ADDITIONAL DETAIL ITEMS

- 159. Minimum Two Keys or Keyless Remotes
- 160. Exterior is Clean and Free of Swirl Marks and Removable Scratches
- 161. Body is Free of all Dents and Reasonably Free of Dings
- 162. Bumpers and Fascia Free of Gouges and Mismatched Paint
- 163. Wheels/Wheel Covers and Tires are Clean and Properly Dressed
- 164. Engine Compartment is Clean and Properly Dressed
- 165. Interior is Free of Debris/Odor, Clean and Properly Dressed
- 166. Seats, Carpets, Headliner and Floor Mats (If Equipped) are Free of Stains
- 167. Interior Surfaces are Free of Holes, Tears, Fading, or Excessive Wear
- 168. Oil Sticker, Green Valve Stem Caps and All Maintenance Lights Reset

Technician

Date

Service Manager

Date

Used Car Manager


Date


Customer

Date

Additional Service Recommendations

In the process of inspecting your vehicle for safety and reliability, your technician **Scott D** made the following observations and recommends that you do the necessary repairs to resolve these issues.

 Red: requires immediate attention.

 Yellow: in need of attention soon.

[Other]: forward collision light is on--diagnostic

Item Description

Speak with your service advisor for more information on this recommended service.

Reason



Forward Looking Camera: replace front lane camera, calibrate camera, and aim camera

Item Description

The forward looking camera is used in the park assist system. The camera views the area and calculates the distance between you and the object in front of you.

Reason

If this fails your park assist will not function properly.



*Windshield Wiper Blade - (Rear): wiper blade streaks

Item Description

Many vehicles are equipped with rear wipers; most commonly, sport utility vehicles, hatchbacks and station wagons. The rear wiper allows the driver to have visibility through the rear window. This is important during bad weather or dirty conditions.

Reason



The rear windshield wiper will need to be replaced occasionally. When you notice the wiper streaking on the glass or becoming worn, remove it immediately and have it properly replaced.

Wiper Blade Replacement: wiper blades streak

Item Description

The wiper blade is a rubber blade attached to the end of the wiper arm.

Reason

If not replaced, worn out wiper blades can cause restricted visibility and permanent damage to the windshield.



Windshield Wiper Blade


Engine Air Filter Replacement: air filter dirty

Item Description

The air filter prevents dirt and debris from entering the engine, which could otherwise cause premature engine wear.

Reason

If not replaced, poor gas mileage and premature engine wear will result.



Air Filter

Cabin Filter & In-Cabin Micro Filter: cabin filter dirty

Item Description

Your Cabin Filter and In-Cabin Micro Filter should be inspected at each service and replaced every other oil change or after 12 months.

Your cabin and in-cabin micro filter may need replacement if:

- Your heating and cooling system has reduced airflow or there are bad odors or a musty smell
- There are visible signs of dirt, dust or other pollutants



Reason

The cabin filter / in-cabin microfilter function like your furnace filter at home. They clean the air by trapping pollen, bacteria, dust and exhaust gases that may find their way into a vehicle's HVAC system. Dirty filters reduce your heating and cooling efficiency

Tire Balance and Rotate: vehicle has vibration at highway speeds

Item Description

Balancing the vehicles tires are necessary to make sure the proper weight of the vehicle is distributed to the proper tire. Tire rotation helps protect tires against uneven wear by moving the tire location on the vehicle. Most tires will exhibit some form of wear based on numerous factors including: wheel alignment, miles driven, driving style and habits, and tire location on the vehicle. By moving or "rotating" the tires as recommended by the vehicle manufacturer, tires may wear more evenly; helping extend the life of the tires.

Reason

If not properly balanced, a vehicle's tires can experience abnormal wear which can significantly decrease the life of the tire. If not done, you will experience vibration in the steering wheel at certain highway speeds. Also, vibration will occur in the seat or floorboard at certain highway speeds. Tire wear will become scalloped or cupped.



[Other]: HAVE LANE CAMERA TRIM REGLUED BACK TO WINDSHIELD - SUBLET

Item Description

Speak with your service advisor for more information on this recommended service.

Reason



Completed Repairs

PREPARED FOR
INVENTORY: 9407P

Service Advisor
KYLE MCELWEE (737)
kylemc.nissan@gmail.com

Date 03/25/2024 07:49 AM
2020 NISSAN ROGUE SPORT
VIN JN1BJ1CV8LW250724
Mileage 50,775
RO# 6074212

Service Name	Price
[Other]: forward collision light is on--diagnostic (I)	\$165.00
Forward Looking Camera: replace front lane camera, calibrate camera, and aim camera (I)	\$1694.32
*Windshield Wiper Blade - (Rear): wiper blade streaks (I)	\$16.72
Wiper Blade Replacement: wiper blades streak (I)	\$39.98
Engine Air Filter Replacement: air filter dirty (I)	\$19.55
Cabin Filter & In-Cabin Micro Filter: cabin filter dirty (I)	\$33.46
Tire Balance and Rotate: vehicle has vibration at highway speeds (I)	\$49.95
[Other]: HAVE LANE CAMERA TRIM REGLUED BACK TO WINDSHIELD - SUBLET (I)	\$1.65
Printed on March 25, 2024	
Quote expires on April 24, 2024	

Subtotal	\$2020.63
Shop Charges	\$25.00
Tax	\$191.27
Total	\$2236.90



Capital City Nissan Of Topeka
1980 Sw Topeka Blvd
Topeka, KS 66612

(785)267-6700