



Capital City Nissan Of Topeka



Automobile Status Report

Prepared For



INVENTORY: 360707A

2020 Nissan ROGUE SPORT

Date March 27, 2024

VIN JN1BJ1CV7LW543904

Mileage 73287

RO# 6074311



Service Advisor

Bailey Boswell

bailey.topekanissan@gmail.com

7852676700



Capital City Nissan Of Topeka

1980 Sw Topeka Blvd

Topeka, KS 66612

Capital City Nissan Of Topeka Service Commitment

Excellence at every turn... and every straightaway

Our dealership's primary goal is to satisfy every customer at every opportunity. You visit our service department regularly, and we have developed a number of ways to make your visit more comfortable and informative. We know that you want straight answers, and that's the only way we will deliver it to you.

We understand that your knowledge of your vehicle and its necessary repairs is probably not on par with the understanding that your technician has. In order to be sure that his findings and reporting is as clear and concise as possible, we use this Vehicle Information Booklet as a tool to help us communicate your vehicle's condition to you.

Our technicians are the most qualified to work on your vehicle. They have trained extensively, and partake in continuing education regularly to be sure that they are up to date on any changes and improvements handed down from the manufacturer. Our service advisors strive to make your experience with us a pleasant one. They are here to attend to your automotive needs as well as communicate effectively between your technician and you.

Please make yourself comfortable in our waiting area. Watch some TV, use your laptop with our free WI-FI access or just relax and enjoy the quiet. Our courtesy shuttle can take you shopping, to a movie or home if you prefer.

We appreciate your business and will continue to strive for excellence in everything we do for you.

Multi-Point Inspection Checklist

RO# 6074311

Did your Service Advisor review the results of this multi-point inspection checklist with you?

Customer Name INVENTORY: 360707A

Advisor Name Bailey Boswell

Technician Name ryan turvey

Created on 3/19/2024 4:10 PM

Printed on 3/27/2024

Checked and OK at this time May Require Future Attention Requires immediate attention

Dealer/Vehicle Information

VIN:
 Dealer Name:
 Stock Number:
 Model:
 Exterior Color:
 Year:
 Date Inspected:
 Mileage
 WO#:

VIN/TSBs/RECALLS/DTCs/MAINTENANCE

1. VIN Matches Other VINs on Vehicle and Paperwork/Proper Attachment (Original/No Alterations)
 2. Vehicle has Required State Decals (Emission, Inspection, Etc.)
 3. All OEM Service Campaigns and Recalls have been Performed
 4. Check, Document, Repair and Retest Any Diagnostic Trouble Codes
 5. Oil Change/Scheduled Maintenance Performed

CONSULT III PLUS

6. Check for All DTC Sub-systems Inspection
 7. Perform Applicable Software Updates **Adjust/Repair**
 8. Perform Idle Air Volume Learn (IAVL) (If Required)

POWERTRAIN/CHASSIS - Engine Mechanical Condition

9. Fluid Leakages (Record Where and What is Leaking)
 10. Oil in Air Cleaner (Can Indicate Excessive Blow-by or Faulty PCV System)
 11. Water in Oil (Check Underside of Oil Filler Cap)
 12. Engine Oil (Condition/Level)
 13. Timing Belt Replaced per OEM Maintenance Schedule **N/A**
 14. Cylinder Power Balance - Run Diagnostics Address Error Codes (If Applicable)
 15. Fluids (Condition/Levels)
 16. Vacuum Hoses (Condition)
 17. Engine Mounts (Condition)




POWERTRAIN/CHASSIS - Cooling System




18. Hoses (Condition)
 19. Coolant (Condition/Level/Leaks/Freeze Point/Voltage/Corrosion)
 20. Radiator (Condition/Tube/Fins) Pressure Test Cap/System
 21. Cooling Fan/Fan Clutch/Fan Motor (Condition/Operation/Auxiliary Fan Operation)
 22. Water Pump (Noise/Leaks)

   23. Recovery Tank (Condition/Fluid Level/Sensor Operation)




   24. Belts (Condition/Cracks/Glazed/Frayed/Adjustment)




POWERTRAIN/CHASSIS - Fuel System

   25. Fuel Pump Noise/External Fuel Pump Leakage




   26. Fuel Lines/Hoses (Condition/Check for Signs of Leakage)

   27. Fuel Filter (Condition/Replace per Maintenance Schedule)

   28. Air Filter (Condition/Replace per Maintenance Schedule) **Adjust/Repair**




   29. Check Injection Pump Timing (Diesel) **N/A**




   30. Perform Boost Pressure Test (Turbo Diesel) **N/A**

   31. Check Vacuum Pump Operation (Diesel) **N/A**




POWERTRAIN/CHASSIS - Electrical System

   32. Remote Keyless Entry Fob (Operation/Battery Condition)




   33. Wiring (Condition)

   34. Starter Operation (Draw/Amperage)




   35. Alternator Charging (Voltage and Amperage Output) Record Regulated/Maximum



   36. Ignition System Operation



   37. Battery Condition: (Fluid/Level/Corrosion/Voltage/Load Test) Record Readings (Required Nissan Battery Tester)

   38. Check Pre-Glow System (Amperage Draw-Diesel)



POWERTRAIN/CHASSIS - Transmission/Differential/Transaxle/Transfer Case




   39. Transmission System (Condition/Operation)




   40. Automatic Transmission/Transaxle Fluids (Condition/Level/Leaks/Fill or Change Oil and Filters)




   41. Manual Transmission/Drive Axle/Transfer Case Fluids (Condition/Level/Leaks/Fill or Change Oil) **N/A**

   42. Transmission Mounts (Condition/Cracked/Oil Soaked/Broken/Replace Worn Mounts)

   43. Transfer Case (Operation) **N/A**

   44. Universal Joints/CV Joints/Boots (Condition)




   45. Differential/Drive Axles (Condition/Leaks/Damage)




   46. Clutch (Operation/Fluid Level) **N/A**

POWERTRAIN/CHASSIS - Hybrid System



   47. Inverter Coolant (Level/Condition/Concentration) **N/A**



   48. Hybrid Battery (Charge Level) **N/A**

   49. 12-V Auxiliary Battery (Correct Application) **N/A**




   50. Inspect Integrity of Protective Shields for High Voltage Harness Under Vehicle from HV Battery to Engine Compartment **N/A**

   51. Hybrid Electronic Control Unit (Run Diagnostic) **N/A**

   52. Multi-Information Display (Operation) **N/A**

   53. Diagnostic Scan (Check for Codes and Software Updates) **N/A**

POWERTRAIN/CHASSIS - Suspension/Steering




   54. Tires (Check for Uneven Wear)

   55. Steering Suspension (Fluid/Condition/Level of Fluid)

   56. Steering Gear and Linkage (Condition/Leaks/Boots)

   57. Power Steering Pump and Hoses (Leaks/Noise/Operation)

   58. Suspension System/Control Arms/Ball Joints/Bushings (Condition)

   59. Tie Rods and Idler Arm (Condition)

60. Sway Bars/Links/Bushings (Condition)

61. Springs (Condition/Ride Height)

62. Struts/Shocks (Leakage)

POWERTRAIN/CHASSIS - Brakes/Exhaust System

63. Brakes/Calipers/Lines Operate Properly with No Signs of Damage

64. Brake Fluid (Level/Condition Top Off as Necessary)

65. LF 7

RF 7

RR 5

LR 5

66. Rotors/Drums (Condition/Operation)

67. Brake System Lines/Hydraulics/Hoses/Fittings (Condition/Wear/Leaks)

68. Parking Brake (Operation/Adjustment/Condition)

69. Master Cylinder and Booster (Operational/Leaks)

70. Entire Exhaust System (Condition/Leaks/Damage/Noise)

71. Catalytic Converter and Shielding Condition

72. Perform Emission Control Tests and record Readings

BODY FRAME - Unibody/Frame

73. Visually inspect for Repairs, Damage, Abnormal Tire Wear. Note: Overall Vehicle Inspection Should Take Place at This Point for Rust and Damage Due to Some Natural Disaster. Look Under Carpet in Trunk, Interior and Under Dash For Flood Damage.

BODY FRAME - Doors/Hood/Trunk/Tailgate Operation

74. Release Mechanisms Manual/Automatic, Hinges, Alignment and Proper Attaching Devices (Bolts and Over-spray Indications of Damage Repairs/Proper Operation and Closing)

ROAD TEST

75. Starting Cold/Hot

76. Engine Idle Quality

77. Engine Performance/Smooth Acceleration

78. Engine Noise (Cold/Hot and High/Low Speeds)

79. Transmission/Transaxle Noise (Cold/Hot)

80. Automatic Transmission Shift Points/Slippage (Operational/Smooth/Proper Shift/Points/Check at All Shift Points - Overdrive Control Switch and Indicator Light)

81. Shift Interlock (Operation)

82. Drive Axle and Transfer Case BEarings or Gear Nois/Vibration (Adjust or Replace)

83. Manual Transmission (Gear Change/Operation/No Grinding) **N/A**

84. Clutch Operation (Smooth Engagement/Slippage/Chatter) **N/A**

85. Steering/Rack and Pinion/Steering Linkage Performance (Steering Wheel Free Play/Center)

86. Brakes/ABS (Effectiveness/Operation/Noise/No Pulling or Pulsating) Note: ABS may pulsate under hard braking

87. Cruise Control Operation (Including Resume)

88. Intelligent Cruise Control (Operation) **N/A**

89. Gauge/Speedometer/Techometer/Odometer/Oil (Operation)

90. Body/Suspension (Performance/Noise/Rough Road Test)

91. Tire Pressure Monitoring System (Operational/Indicator Light)

INTERIOR - Heating/Ventilation/AC/Defogger/Defrost

- 92. Air Conditioning System (Cold/Condition/Operation)
- 93. Heating System (Hot/Condition/Operation)
- 94. Defogger/Defrost (Operation)
- 95. Air Cabin Filter (Condition: Change per Maintenance Schedule) **Adjust/Repair**

INTERIOR - Window/Door Lock Operation

- 96. Door Locks/Controls (Manual/Automatic Operation)
- 97. Child Safety Locks (Operation)
- 98. Windows/Controls (Manual/Automatic Operation, Locks)

INTERIOR - Air Bags/Seat Belts

- 99. Seat Belts (Condition/Operation)
- 100. Air Bags (Exterior Condition/Intact/No Codes/Dash Light Operation) Note: When inspecting the Air Bag System, look carefully at the Steering Wheel for abnormal wear (could indicate vehicle has been repaired and a used Steering Wheel and Air Bag have b

INTERIOR - Audio/Alarm/Navigation Systems

- 101. Audio System - Radio, Cassette, CD, Speaker (Condition/Operation)
- 102. Antenna (Condition/Operation)
- 103. Alarm/Theft Deterrent System (Condition/Operation)
- 104. Navigation System (Operation) **N/A**

INTERIOR - Interior Amenities

- 105. Clock (Condition/Operation)
- 106. Horn (Condition/Operation)
- 107. Lighter/Power Outlet(s) (Condition/Operation)
- 108. Ashtray/Storage (Condition/Operation)
- 109. Glove Compartment/Glove Compartment Light/Center Armrest/Console (Condition/Operation)
- 110. Tilt/Telescopic Steering Wheel (Operation)
- 111. Steering Wheel Lock (Operation)
- 112. Mirrors/Rear View (Condition/Operation)
- 113. Instrument Panel/Lights and Warning Lights (Condition/Operation/Bulb Check)
- 114. Warning Chimes (Operation)
- 115. Interior Courtesy/Dome/Map Lights (Operation)
- 116. Fuel Filler Door Release (Operation)
- 117. Interior Door Handle (Operation)
- 118. First-aid Kit: Check contents/update contents or replace complete Kit **N/A**

INTERIOR - Interior Trim/Carpet/Floor Mats

- 119. Carpet (Condition/Appearance)
- 120. Floor Mats (Condition/Appearance)
- 121. Door Trim/Panels/Dashboard/Package Shelf
- 122. Headliner (Condition/Appearance)
- 123. Sun Visors (Condition/Appearance Vanity Mirror and Light)

INTERIOR - Luggage Compartment/Trunk/Truck Bed

- 124. Luggage Compartment Mat/Trim/Carpet/Cargo Net (Condition)
- 125. Luggage Compartment Light (Operation)
- 126. Jack/Tools (Condition)

127. Emergency Trunk Release (Operation)

INTERIOR - Seats

128. Seat Upholstery (Condition/Worn/Ripped/Cracked/Faded)

129. Seat/Headrest Adjustments (Manual/Automatic Operation)

130. Heated/Cooled Seats (Operation) **N/A**

INTERIOR - Sunroof/Moonroof/Convertible Top

131. Sunroof/Moonroof (Condition/Operation) **N/A**

132. Convertible Top (Condition/Operation/Rear Window and Zipper Operation) **N/A**

BODY EXTERIOR - Body Panels/Bumpers/Fascias

133. Inspect for Damage, Dings, Dents, Alignment, Mismatched Paint and Overall Paint Condition (Clear Coat)

134. Inspect Bumpers for Damage, Alignment and Improper Repairs

135. Bedliner (Condition)

BODY EXTERIOR - Grill/Trim/Molding/Roof Rack/Etc.

136. Condition: Bent, Dings, Parts Missing and Proper Attachment

BODY EXTERIOR - Glass/Mirror/Wiper and Washer Condition

137. Windshield (Damaged, Pitted, Repaired, Wiper Marks, Cracked)

138. Side/Rear Windows (Damaged, Pitted, Repaired)

139. Mirrors (Condition of Mirror, Hinge, Operation)

140. Wipers (Condition of Mechanism/Blade) **Adjust/Repair**

141. Wipers (Operation/Speeds/Delay)

142. Washer (Fluid Level/Spray Pattern)

BODY EXTERIOR - Exterior Lights

143. Headlights, High Beams, (Alignment/Condition/Auto-Function/Operation)

144. Taillights (Lens Condition/Operation)

145. Brake Lights/High Mount Brake Light (Lens Condition/Operation)

146. Parking Lights (Lens Condition/Operation)

147. Hazard Lights (Lens Condition/Operation)

148. Reverse Lights (Lens Condition/Operation)

149. Turn Signal/Side Marker Lights (Lens Condition/Operation)

150. License Plate Lights (Lens Condition/Operation)

151. Fog/Driving Lights (Lens Condition/Operation) **N/A**

BODY EXTERIOR - Tires & Wheels

152. OEM Size and Speed Rating (2WD/4WD Same Brand per Axle) (AWD Same Brand All Four Tires)

153. LF **6**

RF **4**

RR **7**

LR **6**

154. Condition/Abnormal Wear (Sidewalls/Vibration/Alignment Problems)

155. Pressure (Record Reading for Each Tire)

156. Alignment (Refer to #54, #73, and #85) If Problem Noted Alignment Should be Checked

157. Spare Tire (Condition/Tread/Pressure)

158. Wheels (Condition/Visual Runout/Curb Damage/Finish)

ADDITIONAL DETAIL ITEMS

- 159. Minimum Two Keys or Keyless Remotes
- 160. Exterior is Clean and Free of Swirl Marks and Removable Scratches
- 161. Body is Free of all Dents and Reasonably Free of Dings
- 162. Bumpers and Fascia Free of Gouges and Mismatched Paint
- 163. Wheels/Wheel Covers and Tires are Clean and Properly Dressed
- 164. Engine Compartment is Clean and Properly Dressed
- 165. Interior is Free of Debris/Odor, Clean and Properly Dressed
- 166. Seats, Carpets, Headliner and Floor Mats (If Equipped) are Free of Stains
- 167. Interior Surfaces are Free of Holes, Tears, Fading, or Excessive Wear
- 168. Oil Sticker, Green Valve Stem Caps and All Maintenance Lights Reset

Technician

Date

Service Manager

Date

Used Car Manager

Date

Customer

Date

Additional Service Recommendations

In the process of inspecting your vehicle for safety and reliability, your technician **ryan T** made the following observations and recommends that you do the necessary repairs to resolve these issues.

■ Red: requires immediate attention.

■ Yellow: in need of attention soon.

Module Reprogramming: ECM REPROGRAM

Item Description

Module reprogramming is a service that is found in newer vehicles. As technology increases, cars are made with many computers. A module reprogramming is essentially an update to any one of the vehicles computers.

Reason

If not repaired, the updates for the vehicles computers will not be added. Updates to these computers are necessary for either repair or to keep up with the latest technology offered by the vehicle.



Module Reprogramming: TCM REPROGRAM

Item Description

Module reprogramming is a service that is found in newer vehicles. As technology increases, cars are made with many computers. A module reprogramming is essentially an update to any one of the vehicles computers.

Reason

If not repaired, the updates for the vehicles computers will not be added. Updates to these computers are necessary for either repair or to keep up with the latest technology offered by the vehicle.



Cabin Filter & In-Cabin Micro Filter

Item Description

Your Cabin Filter and In-Cabin Micro Filter should be inspected at each service and replaced every other oil change or after 12 months.

Your cabin and in-cabin micro filter may need replacement if:

- Your heating and cooling system has reduced airflow or there are bad odors or a musty smell
- There are visible signs of dirt, dust or other pollutants

Reason

The cabin filter / in-cabin microfilter function like your furnace filter at home. They clean the air by trapping pollen, bacteria, dust and exhaust gases that may find their way into a vehicle's HVAC system. Dirty filters reduce your heating and cooling efficiency




Engine Air Filter Replacement

Item Description

The air filter prevents dirt and debris from entering the engine, which could otherwise cause premature engine wear.

Reason

If not replaced, poor gas mileage and premature engine wear will result.



Air Filter

*Windshield Wiper Blade - (Rear)

Item Description

Many vehicles are equipped with rear wipers; most commonly, sport utility vehicles, hatchbacks and station wagons. The rear wiper allows the driver to have visibility through the rear window. This is important during bad weather or dirty conditions.

Reason

The rear windshield wiper will need to be replaced occasionally. When you notice the wiper streaking on the glass or becoming worn, remove it immediately and have it properly replaced.



Wiper Blade Replacement

Item Description

The wiper blade is a rubber blade attached to the end of the wiper arm.

Reason

If not replaced, worn out wiper blades can cause restricted visibility and permanent damage to the windshield.



Windshield Wiper Blade

Mount and Balance: RECOMMEND REPLACEMENT OF 1 OR 2 TIRES. 2156017 FUZION ASURANCE A/S

Item Description

A balanced tire is when the mass of the tire, when mounted on its wheel and the car's axle, is uniformly distributed around the axle. Balanced tires can be the difference between a good or bad driving experience.

Reason

If not balanced correctly, an out of balance tire can adversely affect ride quality; shorten the life of your tires, bearings, shocks and other suspension components.



Completed Repairs

PREPARED FOR
INVENTORY: 360707A

Service Advisor
Bailey Boswell (764)
bailey.topekanissan@gmail.com

Date 03/27/2024 07:52 AM
2020 Nissan ROGUE SPORT
VIN JN1BJ1CV7LW543904
Mileage 73,287
RO# 6074311

Service Name	Price
Module Reprogramming: ECM REPROGRAM (I)	\$82.50
Module Reprogramming: TCM REPROGRAM (I)	\$99.00
Cabin Filter & In-Cabin Micro Filter (I)	\$42.49
Engine Air Filter Replacement (I)	\$28.99
*Windshield Wiper Blade - (Rear) (I)	\$16.72
Wiper Blade Replacement (I)	\$39.98
Mount and Balance: RECOMMEND REPLACEMENT OF 1 OR 2 TIRES. 2156017 FUZION ASURANCE A/S (I)	\$60.00
	Printed on March 27, 2024
	Quote expires on April 26, 2024

Subtotal	\$369.68
Shop Charges	\$25.00
Tax	\$36.90
Total	\$431.58



Capital City Nissan Of Topeka
1980 Sw Topeka Blvd
Topeka, KS 66612

(785)267-6700